

# AUSTRALIAN MUSEUM SCIENTIFIC PUBLICATIONS

Rainbow, W. J., 1913. Arachnida from the Solomon Islands. *Records of the Australian Museum* 10(1): 1–16. [8 February 1913].

doi:10.3853/j.0067-1975.10.1913.893

ISSN 0067-1975

Published by the Australian Museum, Sydney

nature culture **discover**

Australian Museum science is freely accessible online at  
[www.australianmuseum.net.au/publications/](http://www.australianmuseum.net.au/publications/)  
6 College Street, Sydney NSW 2010, Australia



## ARACHNIDA FROM THE SOLOMON ISLANDS.

By W. J. RAINBOW, F.L.S., F.E.S., Entomologist.

(Figs. 1-6.)

The present paper contains notes of previously recorded forms and descriptions of a new genus and new species from the Solomon Islands.

To the Museum Collection there has been accumulating for some time material collected by missionaries stationed in the Solomon Island group, as well as by occasional visitors. Recently Mr. W. W. Froggatt paid a flying visit to this interesting archipelago, and while there collected such Arachnida as came his way, and these specimens he has been good enough to present to the Trustees. Specimens collected by Mr. Froggatt had been carefully handled, but much of the old collection in our stores had been more or less roughly treated. Species, such as *Nephila maculata*, Walck., *Argiope leopardina*, Poc., *Gasteracantha signifer*, Poc., and *G. metallica*, Poc., are evidently very abundant on the islands.

It is remarkable how little is known of the Arachnid fauna of the Solomons. In 1898, Pocock published a list of the "Scorpions, Pedipalpi, and Spiders of the Solomon Islands" <sup>1</sup> in which he recorded two Scorpions, one Pedipalp, and twenty-eight species of Araneidæ. Some of the species recorded by Pocock are not included in our collection, but most of them are, and to these I now add twenty-three additional forms. Since Pocock's paper, just quoted (*supra*) the same author published another:—"Scorpions, Pedipalpi, and Spiders collected by Dr. Willey in New Britain, the Solomon Islands, Loyalty Islands, etc." <sup>2</sup> and in this he includes two Scorpions recorded in his previous contribution, and one other (*Archisometrus perfidus*, Keys.), one Pedipalp (then new to science) and one Spider which was also new. Thus we now know of fifty-six Arachnids from the Solomons. Doubtless when the fauna of these islands shall have been more thoroughly collected the number of species recorded will be much greater. Those species marked with an asterisk are now recorded for the first time.

---

<sup>1</sup> Pocock—Ann. Mag. Nat Hist., (7), i, 1898, p. 457, pl. xix.

<sup>2</sup> Pocock—Willey's Zool. Results, 1898, p. 95.

*Sub-Order* SCORPIONS.*Family* SCORPIONIDÆ.*Genus* Hormurus, Thor.

## HORMURUS AUSTRALASIÆ, Fab.

*Hormurus australasiae*, Fab., Syst. Ent., 1775, p. 399.

*Hab.*—Russell Island (Froggatt). Widely distributed over the South Sea Islands.

*Sub-Order* PEDIPALPI.*Family* PRYNOIDÆ.*Genus* Charon, Karsch.

## CHARON GRAYI, Gerv.

*Phrynus grayi*, Gerv., Ins. Apt., iii., 1842, p. 4.

*Hab.*—Island of Howla. Previously recorded from New Georgia, Solomon Islands (Pocock). The type of this species was collected by Cuming, at Manilla, Philippine Islands.

*Family* EPEDANOIDÆ.*Genus* Mesoceras, Keys.

## MESOCERAS SPINIGERUM,\* Sör.

*Mesoceras spinigerum*, Sör., Die Arach. Austr., Suppl., 1886, p. 70, pl. v., fig. 8.

*Hab.*—Russell Island (Froggatt). Previously recorded from Viti Levu, Fiji.

*Sub-Order* OPILIONEA.*Family* PHALANGIDÆ.*Sub-family* PHALANGIINÆ.*Genus* Liobunum, C. K.LIOBUNUM AURUM,\* *sp. nov.*

(Fig. 1.)

♂ Body 3.5 mm. long, 3 mm. wide; *Palpi* 4.4 mm. long; Leg I., 42 mm.; II., 81 mm.; III., 39 mm.; IV., 53 mm.

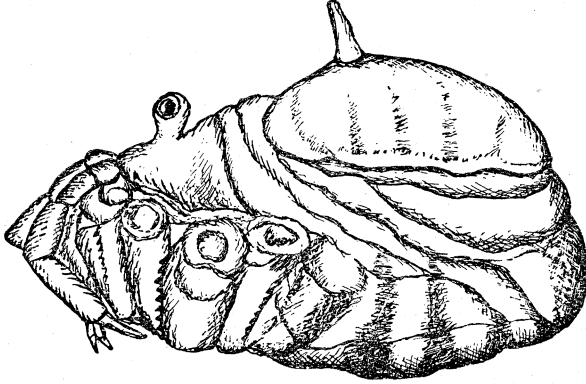


Fig. 1. *Liobunum aurum*, Rainb.

*Cephalothorax*.—Dark brown; granulate, margin reflexed and grooved. *Ocular eminence* shining-black, somewhat broadest at apex, grooved down the middle, height about equal to width at its widest part.

*Maxilla*.—Pale translucent yellow, tips of claws black.

*Legs*.—Long, threadlike, tapering. *Coxae* dark brown; lateral angles closely and finely denticulated; *femora* yellowish-brown, thence to tarsi pale yellow.

*Palpi*.—Long, pale yellow.

*Sternum*.—Much the broadest at posterior extremity where it is dark brown; anterior extremity yellowish-brown.

*Abdomen*.—Arched, broad, smooth, golden-yellow, surmounted at about one-third its length from anterior extremity by a large tapering erect spine; *ventral surface* dark brown, transversely wrinkled.

♀ Body 5 mm. long, 3.5 mm. broad; *palpi* 5 mm. long; Leg I., 43 mm. long; II., 84 mm.; III., 41 mm.; IV., 55 mm.

*Obs.*—Both sexes closely resemble each other both in general appearance and colour; the posterior extremity of the abdomen is, however, darker in the ♀, and there are also present shallow, broad, interrupted transverse grooves, both before and in front of dorsal spine. The measurements recorded of legs and palpi are more or less approximate, as they vary in length in different individuals.

*Hab.*—Solomon Islands (Froggatt).

*Sub-Order* ARANEIDÆ.*Family* AVICULARIDÆ.*Sub-family* DIPLURINÆ.*Group* ATRACEÆ.

The species hereunder described, and for the reception of which I propose a new genus, apparently belongs to Hogg's group, the Artracæ, and which he defines as follows<sup>3</sup>:—

“Inferior mammillæ close together, about 1 diameter apart. Tarsi of all legs thickly bristled and bespined. Two rows (besides an intermediate at lower end) of teeth on falx-sheath. Sternal sigillæ large and removed from margin. Superior mammillæ short, hardly exceeding two-fifths the length of the cephalothorax.”

The group Atracæ, up to the present, has consisted of only two genera, each of which are Australian. Hogg in his paper just quoted gives the spinneret formulæ of these two genera as follows<sup>4</sup>:—

“Last joint of superior spinnerets longer than second, cylindrical and smooth..... *Atrax*, Cambr.

“Last joint of superior spinnerets short and conical.....  
*Hadronyche*, L. Koch.”

To this synopsis I now add:—

Last joint of superior spinnerets equally as long as first.....  
*Styphlopis*, Mihi.

<sup>3</sup> Hogg.—Proc. Roy. Soc. 1901, p. 250.

<sup>4</sup> Hogg.—*Loc. cit.*, p. 272.

*Genus Styphlopis*,\* *gen. nov.*

(Fig. 2.)

*Cephalothorax*.—Much longer than broad, *pars cephalica* elevated, truncated in front, lateral constrictions and depressions profound; *pars thoracica* gently arched, radial groves broad, *thoracic fovea* deep and pro-curved.

*Falces*.—Large, massive, porrected, the margins of the furrow of each falx armed with a series of closely set small teeth; groove between furrows granulated.

*Eyes*.—Eight, poised upon a slightly elevated protuberance which is considerably broader than long; they are arranged in two rows of four each, of which the anterior is only very slightly recurved; the front row, owing to the median eyes being smaller than the laterals, when viewed from the side, appear to be both pro- and re-curved; laterals of both series poised obliquely.

*Legs*.—Moderately long, strong, bespined, hairy and bristly; *tarsi* strongly bespined, not scopulated; *claws*, 3; superior pair armed at their base with a series of strong teeth. Relative lengths: 4, 1, 2, 3. (Fig. 2).



Fig. 2. *Styphlopis*, gen. nov.,  
Superior claw.

*Maxillæ*.—Long, cylindrical, broadest at apex, where they are each terminated by an obtusely pointed projection on the inner angle.

*Labium*.—Short, broad, free, rounded at apex.

*Sternum*.—Shield-shaped, apex indented, posterior extremity acuminate; sagillæ large, removed from border, which latter is grooved all the way round.

*Abdomen*.—Ovate.

*Spinnerets*.—Four, short, closely grouped together, superior pair three-jointed; medium segment shortest; terminal segment equally as long as first, conical.

\* *στυφλωπις*, of stern appearance.

STYPHLOPIS INSULARIS,\* *sp. nov.*

(Fig. 3, 4.)

♀ Cephalothorax 12 mm. long, 9.1 mm. broad; abdomen 17.5 mm. long, 12.3 mm. broad.

*Cephalothorax*.—Shining, reddish-brown, smooth, furnished with a few fine hairs. *Pars cephalica* arched, ascending from base, sides rounded, normal grooves and lateral depressions strongly marked; *clypeus* deep broad, pale coloured. *Pars thoracica* broad, gently arched, radial grooves broad and distinct; *thoracic fovea* pro-curved, deep; *marginal band* broad, pale coloured, grooved.

*Eyes*.—As in figure; front median pair once their individual diameter apart, ringed with black; lateral eyes broadly margined with black on their inner angles, and poised obliquely; eyes of rear row sensibly smaller than those in front (fig. 3).

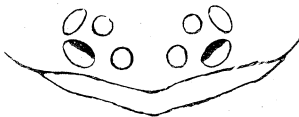


Fig. 3. *Styphlopis insularis*, Rainb.,  
Eyes.

*Legs*.—Strong, clothed with long hairs and course bristles; those of the first pair slightly stouter than their neighbours; concolorous with cephalothorax; each *tibia* armed with one median spine on the underside; two lateral spines on the outside of which one is near to the base and the other near to the apex, and two lateral ones on the inner side relatively placed; in addition to these there are three others of unequal length at the lower extremity of the segment; *metatarsi* each armed on underside with 16 long strong spines, and the *tarsi* each with 10. Measurements in millimeters:—

Leg	Coxa	Trochanter	Femur	Patella & Tibia	Metatarsus & Tarsus	Total
1	5	7	4.2	5	6.7	27.9
2	4.8	6.5	4.2	4.6	6.5	26.6
3	4	6	4	4	6.1	24.1
4	4	8	4.2	5.4	8.8	30.4

*Palpi*.—Concolorous with legs, moderately long, strong, clothed with long coarse hairs and bristles, and armed with strong spines; apical extremity terminated with a claw.

*Falces*.—Long, stout, porrected, rather darker than cephalothorax, densely hairy; *fangs* long and powerful, shining, nearly black.

*Maxillæ*.—Reddish-brown, inner angles densely fringed with long, fine, reddish hairs, granulated.

*Labium*.—Somewhat darker than maxillæ; clothed with long, reddish hairs; apical half closely granulated.

*Sternum*.—Shield-shaped, reddish-brown, gently arched, clothed with fine hairs.

*Abdomen*.—Ovate, strongly arched, overhanging base of cephalothorax, finely pilose, yellowish-brown, mottled with small, pale yellowish spots; a broad dark band runs down the middle on the upper side from base to spinnerets; inferior side yellowish-brown, hairy (fig. 4).

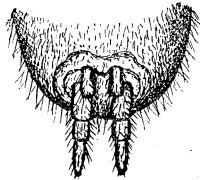


Fig. 4. *Styphlopis insularis*, Rainb.. Tip of abdomen and spinnerets.

*Spinnerets*.—Bunched together; *inferior mammillæ* very small, hairy; *superior mammillæ* hairy; basal joint stout; terminal joint tapering, conical, obtusely pointed.

*Hab.*—Solomon Islands (Froggatt).

Family PSECHRIDÆ.

Genus *Fecenia*, E. Sim.

*FECENIA OBLONGA*, \* *sp. nov.*

(Fig. 5.)

♀ Cephalothorax 4.3 mm. long, 3.2 mm. broad; abdomen 9.7 mm. long, 5.3 mm. broad.

*Cephalothorax*.—Ovate, yellowish-red, pilose. *Pars cephalica* strongly defined, arched. *Pars thoracica* arched; segmental groove strongly defined; radial grooves distinct, but less strongly defined than the preceding; median depression deep; *marginal band* narrow.



*Eyes*.—Eight; disposition, arrangement, and relative size normal.

*Legs*.—Concolorous with cephalothorax. In the two specimens before me these limbs are imperfect; some have been completely broken off, whilst the others, with the exception of one, have lost their tarsi. There is sufficient, however, to show that they are, when in perfect condition, long.

*Palpi*.—Long, yellowish, pubescent.

*Falces*.—Long, yellowish above, piceus beneath, thickly clothed with long hairs or bristles and strongly arched in front, not divergent, robust; the superior margin of the furrow of each falx armed with three teeth, which are contiguous, and of which the median one is the strongest; the inferior margin is armed with four teeth, which are strong and nearly equal in size; fangs strong, piceus at base, wine-red at tips.

*Maxillæ and labium*.—Normal, clothed with long hairs; the former dark brown, the latter dark brown at base, yellowish at apex.

*Sternum*.—Yellowish, hairy, shield-shaped, posterior extremity acuminate.

*Abdomen*.—Long, oval, arched, yellowish, pubescent, slightly overhanging base of cephalothorax; *cribellum*, normal; *epigyne* raised so as to form a slight tubercular eminence, large, prominent, reddish-brown (fig. 5).

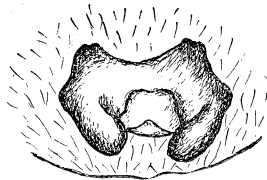


Fig. 5, *Fecenia oblonga*, Rainb.,  
Epigyne.

*Hab.*—Island of Howla.

Family THERIDIIDÆ.

Genus *Argyrodes*, *E. Sim.*

ARGYRODES WALKERI, \* Rainb.

*Argyrodes walkeri*, Rainb., Proc. Linn. Soc. N. S. Wales, xxvi., 1901, p. 524., pl. xxviii., figs. 2, 2a, 3, 3a.

*Hab.*—Russell Island (Froggatt). Previously recorded from Torres Island, between New Hebrides and Santa Cruz Groups.

## Family ARGIOPIDÆ.

Genus *Tetragnatha*, Latr.

## TETRAGNATHA MANDIBULATA, \* Walck. ?

*Tetragnatha mandibulata*, Walck., Hist. nat. des. Ins., Apt. ii., 1837, p. 211; Koch, Die Arach. Austr., i., 1871, p. 194, pl. xvii., figs. 2, 2a, 2b, 3, 3a, 3b.

I have not much doubt, but that the specimen before me, badly damaged as it is, is any other than the species indicated above.

*Hab.*—Island of Howla. Previously recorded from New Granada, Viti, Upolu and Tonga.

Genus *Leucauge*, White.

## LEUCAUGE CELEBESIANA, \* Walck.

*Tetragnatha celebesiana*, Walck., Hist. nat. des Ins., Apt., ii., 1837, p. 222.

*Meta decorata*, Blackw., Ann. Mag. Nat. Hist., 1864, p. 44; Koch, Die Arach. Austr., i., 1871, p. 141, pl. xi., fig 5.

*Argyropeira celebesiana*, Thor., Studi. Rag. Mal., iv., 1890, p. 194.

*Hab.*—Russell Island (Froggatt). Widely distributed over Malaisia, New Guinea, Australia and S. Sea Islands.

## LEUCAUGE GRATA, Guér.

*Epeira grata*. Guér, Voy. de la Coq., Zool., ii., 2, p. 56.

*Epeira coccinea*, Dol., Nat. Tijd. Nederl. Ind., xiii., 1826, (supp. 3, vol. iii), p. 421, 1857.

*Argyropeira grata*, Poc., Ann. Mag. Nat. Hist., i. (6), 1898, p. 464.

*Hab.*—Russell Island (Froggatt), Ugi and Howla. Widely distributed over the Austro-Malaisian area.

Genus *Nephila*, Leach.

## NEPHILA MACULATA, Fab.

*Epeira maculata*, Fab., Ent. Syst., ii., 1793, p. 425.

*Hab.*—Russell Island (Froggatt), also Ugi and Gaudalcanar. Numerous specimens of this typical species occur in all collections from the S. Sea Islands.

*Genus Argiope, Aud., in Sav.*

ARGIOPE PICTA, L. K.

*Argyope picta*, L. K., Die Arach. Austr., i., 1871, p. 33, pl. iii., fig. 3.

*Argyope principalis*, L. K., *loc. cit.*, p. 207, pl. xviii., fig. 5.

*Hab.*—Russell Island (Froggatt); also the islands of Howla and Ugi; other localities are New Guinea, Queensland, N.S. Wales, and Fiji.

ARGIOPE LEOPARDINA, Poc.

*Argyope leopardina*, Poc., Ann. Mag. Nat. Hist., i. (7), 1898, p. 461, pl. xix., figs. 2, 2a.

*Hab.*—Russell (Froggatt) and Howla Islands. Pocock gives the locality for the type "Probably Shortland Island."

ARGIOPE ÆTHEREA,\* Walck.

*Epeira aetherea*, Walck., Hist. Nat. des Ins., Apt., ii., 1837, p. 112.

*Argyope aetherea*, Keys., Verhandl. der k. k. Zool. bot. Ges. in Wien, 1865, p. 803, pl. xix., figs. 1 and 2.

*Hab.*—Russell (Froggatt) and Howla Islands; also recorded from New Guinea, Queensland and N. S. Wales.

*Genus Cyrtophora, E. Sim.*

CYRTOPHORA CYLINDROIDES, Walck.

*Epeira cylindroides*, Walck., Hist. Nat. Ins., Apt., ii., 1837, p. 136.

*Epeira viridipes*, Dol., Act. Soc. Sci. Indo-Néerland, 1859, p. 29, pl. i., fig. 7.

*Epeira nephilina*, L. K., Die Arach. Austr., i., 1871, p. 90, pl. vii., figs. 6, 6a.

*Cyrtophora cylindroides*, Poc., Ann. Mag. Nat. Hist., i. (7), 1898, p. 462.

*Hab.*—Island of Ugi; Pocock's specimens came "probably from Shortland Island," and others from New Georgia. This species is also recorded from Cochin China, Amboina, Yule Island, Queensland, &c.

Genus *Araneus*, Clerck.

ARANEUS THEIS,\* Walck.

*Epeira theis*, Walck., Hist. Nat., Ins., Apt., ii., 1837, p. 53,  
pl. xviii., fig. 4.

*Epeira mangareva*, Walck., Hist. Nat. Ins., Apt., iv., 1847, p.  
469.

*Epeira mangareva*, L. K., Die Arach. Austr., i., 1871, p. 85,  
pl. vii., figs. 4, 4a, 5, 5a.

*Hab.*—Russell Island (Froggatt). Common throughout  
Polynesia; occurs also in Queensland.

ARANEUS LUGUBRIS,\* Walck.

*Epeira lugubris*, Walck., Hist. Nat. des Ins., ii., 1837, p. 34.

*Epeira indagatrix*, L. K., Die Arach. Austr., i., 1871, p. 66,  
pl. v., figs. 8, 8a, 9a.

*Hab.*—Russell Island (Froggatt). Other localities are Isle  
of France, and North Queensland.

ARANEUS ACUMINATUS,\* L. K. ?

(Fig. 6.)

*Epeira acuminata*, L. K., Die Arach. Austr., i., 1871, p. 109,  
pl. ix., figs. 2, 2a, 2b.

The form described and figured by Koch was a male; the specimen before me is a female, but the latter agrees so closely with the description and figure of the former, that in the absence of specimens of both sexes, I hesitate to describe it as *sp. nov.* The female of *acuminatus* has not yet been recorded, and notwithstanding the fact that Koch's locality was Port Mackay, North Queensland, and the locality from whence the specimen under discussion was obtained was the Island of Howla, it is not at all unreasonable to assume that the two forms are conspecific, especially when we bear in mind that the fauna of the Solomon Island Archipelago, to quote Pocock, "closely resembles, so far as genera, and also so far as species are concerned, that of Papua and the neighbouring islands of the Austro-Malayan seas."<sup>6</sup>

<sup>6</sup> Pocock—Ann. Mag. Nat. Hist., (7), i, 1898, p. 458.

In order to assist students I give, herewith, a description and figure of the *epigyne* :—

*Epigyne*.—A short broad, tongue-like process, proceeding from a small tubercular eminence; the edges of the process slightly reflexed, and the terminal extremity strongly so (fig. 6).

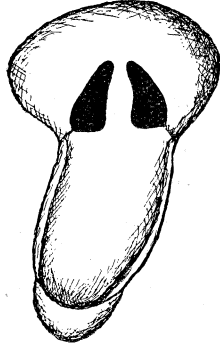


Fig. 6. *Araneus acuminatus*, L. K. ?, Epigyne.

*Hab.*—? Island of Howla; Port Mackay, N. Queensland.

*Genus* *Gasteracantha* (*sensu stricto*), Sund.

*GASTERACANTHA SCINTILLANS*, Butl.

*Gasteracantha scintillans*, Butl., Trans. Ent. Soc., 1873, p. 156, pl. iv., fig. 9.

*Hab.*—Russell (Froggatt) and Howla Islands.

*GASTERACANTHA SCINTILLANS*, *var. CONCOLOR*,\* Rainb., *var. nov.*

This form I cannot regard as other than a colour variety of Butler's *G. scintillans*. It agrees with the latter in size, distribution and length of abdominal spines, and in the form of the *epigyne*. It will be readily distinguished from the typical form by the absence of the central brick-red area (abdominal) and by its uniformly brilliant green colour.

*Hab.*—Gaudalcanar (Froggatt).

*GASTERACANTHA METALLICA*, Poc.

*Gasteracantha metallica*, Poc., Ann. Mag. Nat. Hist., i. (7), 1898, p. 465, pl. xix., fig. 5.

*Hab.*—Bouganville and Howla Islands.

*GASTERACANTHA SIGNIFER*, Poc.

*Gasteracantha signifer*, Poc., Ann. Mag. Nat. Hist., i. (7), 1898, p. 465, pl. xix., fig. 6.

*Hab.*—Russell (Froggatt), Ugi and Howla Islands.

*Family CLUBIONIDÆ.**Genus Heteropoda, Latr.*

## HETEROPODA VENATORIA, Linn.

*Aranea venatoria*, Linn., Syst. Nat., Ed. xii., 1767, p. 1035, auctorum.

*Aranea regia*, Fab., Ent. Syst., ii., 1793, p. 408.

*Heteropoda regia*, E. Sim., Hist. Nat. des Ar., ii., 1897, p. 54.

*Hab.*—The Archipelago generally; all tropical and sub-tropical regions.

*Genus Pandercetes, L. K.**Pandercetes, sp.\**

*Pandercetes, sp.*, one specimen, but too immature for determination or description.

*Hab.*—Solomon Islands (Froggatt).

*Genus Prychia, L. K.*

## PRYCHIA GRACILIS, L. K.

*Prychia gracilis*, L. K., Die Arach. des Austr., ii., 1875, p. 654, pl. liii., fig. 1.

*Prychia gracilis*, Poc., Ann. Mag. Nat. Hist., i. (7.), 1898, p. 471.

*Hab.*—Solomon Islands (Froggatt).

*Genus Palystes, L. K.*

## PALYSTES SPECIOSUS, Poc.

*Palystes speciosus*, Poc., Ann. Mag. Nat. Hist., i., 1898, p. 465, pl. xix., figs. 8, 8a.

*Hab.*—Russell (Froggatt) and Howla Islands.

*Family* AGELENIDÆ.

*Genus* Desis, Walck.

DESIS VORAX,\* L. K.

*Desis vorax*, L. K., Die Arach. Austr., i., 1871, p. 345, pl. xxix., figs. 1, 1a, 1b, 1c, 1d, 1e, 1f.

*Hab.*—Russell Island (Froggatt); previously recorded from Upolu.

*Family* OXYOPIDÆ.

*Genus* Oxyopes, Latr.

OXYOPES MACILENTUS,\* L. K.

*Oxyopes macilentus*, L. K., Die Arach. Austr., ii., 1878, p. 1000, pl. lxxxvii., figs. 4, 4a, 5, 5a, 5b.

*Hab.*—Russell Island (Froggatt); previously known from Cape York, N. Queensland, and New Guinea.

*Family* SALTICIDÆ.

*Genus* Linus, G. and E. Peckh.

LINUS ALTICEPS, Poc.

*Linus alticeps*, Poc., Willey's Zool. Results, 1898, p. 117, pl. xi., fig. 14.

*Hab.*—Russell Island (Froggatt) and Rubiana, New Georgia.

*Genus* Cosmophasis, E. Sim.

COSMOPHASIS MICARIOIDES,\* L. K.

*Amycus micarioides*, L. K., Die Arach., ii., 1880, p. 1178, pl. cii., figs. 3, 3a, 3b, 3c.

*Hab.*—Russell Island (Froggatt); previously known from Cape York and British New Guinea.

*Genus Zenodorus, G. and E. Peckh.*

## ZENODORUS VARIATUS,\* Poc.

*Zenodorus variatus*, Poc., Willey's Zool. Results, 1898, p. 117.

*Hab.*—Russell Island; previously recorded from New Britain.

*Genus Carrhotus, Thor.*

## CARRHOTUS OSCITANS, Poc.

?*Eustirognathus oscitans*, Poc., Ann. Mag. Hist., i. (7), 1898, p. 473, pl. xix., figs. 11, 11a, 11b.

*Hab.*—Solomon Islands (Froggatt).

*Genus Plexippus, C. K.*

## PLEXIPPUS STRIDULATOR,\* Poc.

*Plexippus stridulator*, Poc., Willey's Zool. Results, 1898, p. 119, pl. xi., figs. 16, 16a, 16b, 16c.

*Hab.*—Russell Island (Froggatt); previously recorded from New Britain.

*Genus Bathippus, Thor.*

## BATHIPPUS MACROPROTOPUS, Poc. (?)

*Bathippus macroprotopus*, Poc., An. Mag. Nat. Hist., i. (7), 1898, p. 471, pl. xix., fig. 10.

*Hab.*—Russell Island (Froggatt); Pocock gives his locality as "probably in Shortland Island."

*Genus Athamus, O. P. Cambr.*

## ATHAMUS WHITMEI,\* O. P. Cambr.

*Athamus whitmei*, O. P. Cambr., Proc. Zool. Soc., 1877, p. 576, pl. lvi., fig. 11; L. Koch, Die Arach. Austr., ii., 1879, p. 1076, pl. xciv., figs. 5, 5a, 5b, 5c, 6, 6a, 6b.

*Hab.*—Russell Island (Froggatt); previously recorded from Tahiti and Upolu.



*Genus Sigytes, E. Sim.*SIGYTES DILORIS,\* *L. K.*, ?

*Hasarius diloris*, *L. K.*, *Die Arach. Austr.*, ii., 1881, p. 1302,  
pl. cxi., figs. 3, 3a, 3b, 3c, 3d, 3e.

*Hab.*—Russell Island (Froggatt); previously recorded from  
Port Mackay, N. Queensland, and from Viti.

*Genus Hasarius, E. Sim.*HASARIUS GARETTI,\* *L. K.*

*Hasarius garetti*, *L. K.*, *Die Arach. Austr.* ii., 1881, p. 1289,  
pl. cx., figs. 4, 4a, 4b.

*Hab.*—Russell Island (Froggatt); previously recorded from  
Ragatea.

*Genus Euryattus, Thor.*EURYATTUS NIGRIVENTRIS,\* *L. K.* (?)

*Hasarius nigriventris*, *L. K.*, *Die Arach. des Austr.*, ii., 1881,  
p. 1293, pl. cx., figs. 6, 6a, 6b, 6c.

*Hab.*—Russell Island (Froggatt); originally recorded from  
Rockhampton, N. Queensland.

# CATALOGUE SLIP.

---

**Rainbow, W. J.—**

**59.54 (935)**

Arachnida from the Solomon Islands.

*Rec. Austr. Mus. x., 1, 1913.*