

AUSTRALIAN MUSEUM SCIENTIFIC PUBLICATIONS

Whitley, Gilbert P., 1953. Studies in ichthyology. No. 16. *Records of the Australian Museum* 23(3): 133–138. [21 October 1953].

doi:10.3853/j.0067-1975.23.1953.627

ISSN 0067-1975

Published by the Australian Museum, Sydney

nature culture **discover**

Australian Museum science is freely accessible online at
<http://publications.australianmuseum.net.au>
6 College Street, Sydney NSW 2010, Australia



STUDIES IN ICHTHYOLOGY

No. 16 *

By GILBERT P. WHITLEY, F.R.Z.S.
Curator of Fishes, The Australian Museum, Sydney.

(Figures 1-4.)

Family CLUPEIDAE.

Genus **Macrura** van Hasselt, 1823.

Macrura blackburni Whitley.

(Figure 1.)

Macrura blackburni Whitley, Austr. Zool., xi, 1948, 266. Port Hedland, Western Australia.

Here figured for the first time from the holotype (No. IB. 2010) in the Australian Museum.

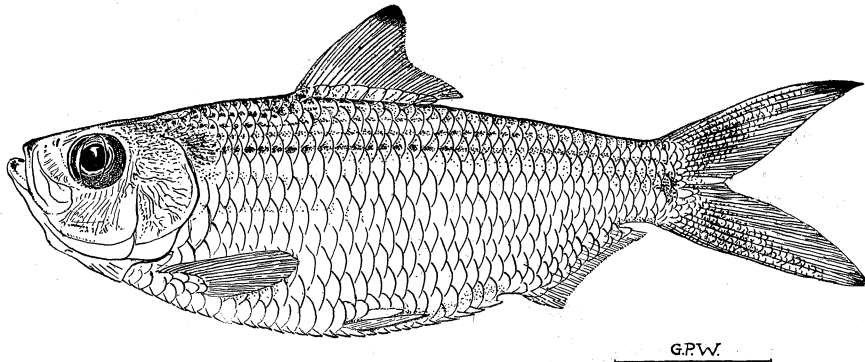


Figure 1.

Herring, *Macrura blackburni* Whitley. Holotype from Western Australia. G.P.W. del. Block by courtesy of the Royal Zoological Society of New South Wales.

Family CYPRINIDAE.

Bertinichthys, gen. nov.

Orthotype, *Barbus lorteti* Sauvage = *Bertinichthys lorteti*.

New generic name for *Bertinius* Fang (Bull. Mus. Hist. nat. Paris, (2), xv, 1943, 400) preoccupied by *Bertinia* Jousseume, Bull. Soc. zool. France, viii, 1883, 194, a genus of Mollusca.

Estevea, gen. nov.

Orthotype, *Barbus (Hemigrammocapoeta) mirei* Esteve = *Estevea mirei*.

New name for *Hemigrammocapoeta* Esteve (Bull. Mus. Hist. nat. Paris, (2), xxiv, 1952, 177, preocc. by *Hemigrammocapoeta* Pellegrin, Bull. Soc. zool. Paris, lii, 1927, 34, another genus of fishes in the same family (type, *H. culiciphaga* Pellegrin).

* For No. 15, see RECORDS OF THE AUSTRALIAN MUSEUM, vol. xxii, No. 4, August, 1951, p. 389.

Family ANOSTOMIDAE.

Bondichthys, gen. nov.

Orthotype, *Curimatus mivartii* Steindachner = *Bondichthys mivartii*.

New name for *Bondia* Fernandez-Yepe, Bol. Taxon. Lab. Pesc, i, 1948, 66, preocc. by *Bondia* Newman, Trans. Ent. Soc. London, (2), iii, 1856, 289, a genus of Lepidoptera.

Camposichthys, gen. nov.

Orthotype, *Curimatus simulatus* Eigenmann & Eigenmann = *Camposichthys simulatus*.

New name for *Camposella* Fernandez-Yepe, Bol. Taxon. Lab. Pesc., i, 1948, 60, preocc. by *Camposella* Cole, Ent. News, xxx, 1919, 271, a genus of Diptera.

Family CORONODONTIDAE.

Tiarodontus, gen. nov.

Orthotype, *Diademodus hydei* Harris = *Tiarodontus hydei*.

New name for *Diademodus* J. E. Harris, Proc. Zool. Soc. London, cxx, 1951, 683, preoccupied by *Diademodon* Seeley, Philos. Trans. (B), clxxxv, 1895, 1029, a genus of Reptilia.

Family PTYCHODONTIDAE.

Alloptychodus, gen. nov.

Orthotype, *Parapterychodus reimanni* Carter = *Alloptychodus reimanni*.

New name for *Parapterychodus* Carter, Bull. Buffalo Soc. Nat. Hist., xvii, 3, 1942, 11, preocc. by *Parapterychodes* Warren, Novit. Zool., i, 1894, 379, a genus of Lepidoptera.

Family PERLEIDIDAE.

Mendocinichthys, gen. nov.

Orthotype, *Mendocinia brevis* Bordas = *Mendocinichthys brevis*.

New name for *Mendocinia* Bordas, Physis, xix, 1944, 563, preocc. by *Mendocinia* Jensen-Haurup, Ent. Medd., xiii, 1920, 211, in Hemiptera.

Family BOTHIDAE.

Genus **Mancopsetta** Gill, 1881.

The original introduction of the generic name *Mancopsetta* by Gill in his "Account of Recent Progress in Zoology" (Smithsonian Report, 1880 (1881), 42) seems to have been overlooked by ichthyologists, the genus being credited to "(Gill) Jordan, 1920" in Norman's Monograph of Flatfishes, 1934, p. 247, and in standard Nomenclators.

Family MYCTOPHIDAE.

Genus **Scopelus** Cuvier, 1816.

Scopelus hookeri, sp. nov.

Myctophum humboldti Waite, Rec. Canterb. Mus., i, 3, 1911, 166, Pl. xxvii, fig. 3. New Zealand. Not *Serpe humboldti* Risso, Ichth. Nice, 1810, 358, from the Mediterranean.

D. 12; A. 21. Lateral line scales slightly enlarged. AO 7 to 9, PA 4 to 9, the first 3 or 4 PA over anal base. One to three small luminous scales above or below caudal peduncle.

Blackish-brown, the lateral scales burnished silvery, photophores mirror-like, eyes bluish, fins whitish. Length, $4\frac{1}{2}$ inches.

This is the Tasman Sea lantern fish regarded by Taning (Vidensk. Medd. Dansk. Foren., xciv, 1932, 129) as *Myctophum humboldti boops*. Richardson (Zool. Erebus & Terror, Fish., 1845, 39, Pl. xxvii, figs. 6-12) described *Myctophum boops* from a specimen sketched by Dr. Joseph Dalton Hooker "captured on the 19th. of January" from "the sea between Australia and New Zealand" and he mentioned some other examples supposed to have been collected "in the China seas" by Sir Edward Belcher. Possibly more than one species was included in his description. In any case, it is evident from Dr. Hooker's own summary of the voyage that he was not in Australasian seas on any 19th of January between 1839 and 1843 in the "Erebus" or "Terror". Thus *Myctophum boops* was evidently not Australian in origin, which would explain why no Australasian specimens so-called agree with Richardson's figures. The subspecific name *Myctophum humboldti barnardi* Taning 1932 is equally unacceptable, applying to a South African form, perhaps even to topotypical *boops*. So I rename the Australasian species *Scopelus hookeri* after Dr. J. D. Hooker, whose exquisite drawings of fishes, made on the "Erebus" and "Terror" voyages, I studied and admired at the British Museum some years ago. The holotype is registered No. IA.1406 in The Australian Museum and the species is found from New South Wales to New Zealand and Lord Howe Island.

Elampadena, gen. nov.

Orthotype, *Scopelus subasper* Gunther = *Elampadena subaspera*.

New name for *Elampa* Fraser-Brunner, Proc. Zool. Soc. London, cxviii, 1949, 1048, preocc. by *Elampus* Spinola, Ins. Liguria, i, 1806, 10, a genus of Hymenoptera.

Family SYNGNATHIDAE.

Nigracus, gen. nov.

Orthotype, *Stigmatopora nigra* Kaup = *Nigracus nigra*.

New name for *Pipettella* Whitley, Proc. Roy. Zool. Soc. New South Wales, 1949-50 (1951), 62, preocc. by *Pipettella* Haeckel, Rept. Voy. Challenger, Zool. xviii, 1, 1887, 304, a genus of Radiolaria.

Family SPARIDAE.

Taenarichthys, gen. nov.

Orthotype, *Lobodus pedemontanus* Costa = *Taenarichthys pedemontanus*.

New name for *Taenarus* Whitley, Proc. Roy. Zool. Soc. New South Wales, 1949-50 (1951), 67, preocc. by *Taenaris* Huebner, Index exot. Lepidopt., 1821, 4, a genus of Lepidoptera.

Family SCORPAENIDAE.

Genus **Neocentropogon** Matsubara, 1943.

Having the same genotype, *Paracentropogon aeglefinus* Weber, it is evident that *Gadapistus* Beaufort (Copeia 1949, p. 68) is a synonym of *Neocentropogon* Matsubara (Trans. Sigenkagaku Kenkyusyo ii, 1943, p. 430).

Subfamily PTEROINAE.

Genus *Parapterois* Bleeker, 1876.

Parapterois Bleeker (Versl. Meded. Akad. Wet. Amst. (2) ix, 1876, p. 296) has as type *Pterois heterurus* Bleeker, so *Parabrachirus* Matsubara (Trans. Sigenkagaku Kenkyusyo ii, 1943, p. 346), with the same genotype, becomes a synonym.

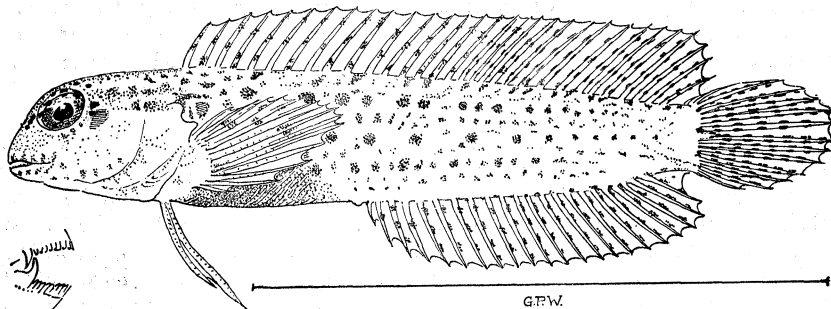


Figure 2.

Blenny, *Graviceps punctatus hyena* Whitley. Holotype of subspecies from Queensland. Inset: teeth from right side. G.P.W. del.

Family SALARIIDAE.

Genus *Graviceps* Fowler, 1903.*Graviceps punctatus hyena*, subsp. nov.

(Figure 2.)

Blennechis punctatus Cuvier & Valenciennes, Hist. Nat. Poiss., xi, July 1836, 286. Bombay.

Omobranchus punctatus Swainson, Nat. Hist. Fish. Amphib. Rept., ii, 1839, 274; Norman, Ann. Mag. Nat. Hist., (11), x, 1943, 804.

Petroscirtes punctatus Gunther, Cat. Fish. Brit. Mus., iii, 1861, 231 ("Coast of Australia"), and of Australian lists; Day, Fish. India, i, 1876, 326; Schmeltz, Cat. Mus. Godeff., vii, 1879, 48 (Bowen, Q.); Weber, Siboga Exped., Fische, 1913, 541; Whitley, Rec. Austr. Mus., xvi, 1927, 30 (Q. locs.); Eggert, Zeit. Wiss. Zool., cxxxix, 1931, 448, figs. 70-72 (reproductive organs); Hora & Mukerji, Rec. Ind. Mus., xxxviii, 1936, 35 (Burma).

D. 31; A. 22; P. 14; V. i, 2; C. 13. Head (8.5 mm.) 3.6, depth (6) 5.1 in standard length (31). Eye (2.1) equals snout, 4 in head. Depth of caudal peduncle, 3.5; snout to anus, 15; predorsal length, 7.5; ventral origin to anal origin, 9; longest pectoral ray, 7; interorbital less than 1 mm.

Head rounded, with blunt, convex profile, without tentacles or barbels. Pores around eye and preoperculum and behind interorbital. Nostril near eye. Mouth curved, overhung by snout, reaching below eye. About ten to twelve teeth each side of each jaw, with posterior canine; that of lower jaw less than pupil. Gill-membranes united across isthmus. Gill-opening before upper pectoral rays.

Body compressed, tapering from above pectoral origin to caudal base. Lateral line reduced to one or two tubes on each side anteriorly. About 27 myomeres from end of pectoral to hypural joint.

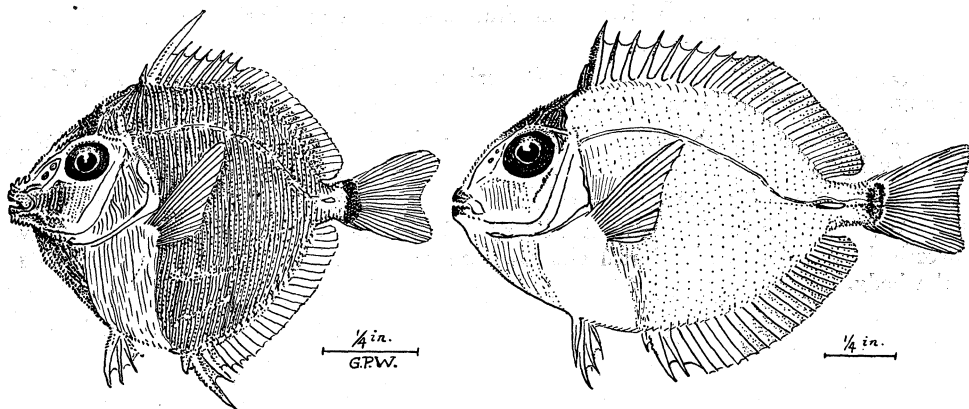
Dorsal fin originating over opercles, increasing in height to about the fourth ray from the last and ending in union with the procurrent caudal rays. Anal slightly lower than dorsal, its last membrane barely free of caudal root. Pectoral bluntly rounded, about as long as ventral. Caudal rounded. All fin-rays simple.

Colour in formalin, yellow with rows of various-sized round, dark brown spots on head, body, and unpaired fins, each spot comprised of a cluster of dot-like chromatophores; some dark blotches are subdermal. On the head the spots tend to break up and form a few indistinct oblique marks below. Along the body they run in about six subhorizontal rows, three of which have larger spots than the others; no horizontal dark lines. A blue spot, subequal to pupil, on head behind eye. A blue tinge on a similar scapular spot. Some of the dark body-spots show a bluish tinge in some lights. Dark brown spots extend along the rays, or adjacent to them, on all the unpaired fins; pectorals and ventrals plain whitish. Eyes, interorbital and viscera blue.

Described and figured from the holotype of the subspecies, a specimen 36 mm. or about 1.4 inches in total length. Austr. Mus. Regd. No. IB. 2889.

Locality.—Palm Islands, Queensland (Dept. of Harbours & Marine, Brisbane, no. 1957).

This is the species which has been recorded from Queensland by authors as *Petroscirtes punctatus* C. & V., but it differs from the typical Indian species in proportions and in lacking any black bars or margins on dorsal and anal fins. It is distinguished from its congeners by its spotted coloration, fin-formulae, situation of dorsal fin, lack of tentacles, and narrow interorbital.



Surgeon Fish, *Teuthis spinifrons* Whitley. Holotype from Maroubra and paratype from Byron Bay, New South Wales. G.P.W. del.

Family TEUTHIDAE.

Genus *Teuthis* Linnaeus, 1766.

Teuthis spinifrons, sp. nov.

(Figures 3 and 4.)

Teuthis sp. Whitley, Austr. Mus. Mag., x, 12, 1952, 403, figs.

D. viii, 21; A. iii, 21; P. 14; V. i, 3? and C. 16.

Facies as figured. Snout and profile spiny. Body unusually deep, scales subvertical, striate. Dorsal fin preceded by a procumbent spine. Spine on caudal peduncle little developed.

Colour brown. Interorbital, front part of soft dorsal fin and posterior part of caudal peduncle blackish. Sides of head and thorax silvery. Eye blue.

Described and figured from the holotype of the species, 22 mm. in standard length or about 26 mm. or 1.1 inches overall. Austr. Mus. Regd. No. 1A. 6419.

Locality.—Washed up on Maroubra Beach, near Sydney in March 1935 and collected by G. P. Whitley.

Other specimens are in the Australian Museum from Caloundra, south Queensland, and Tuggerah, Freshwater, and Queenscliff beaches in New South Wales. The largest paratype is No. IB. 2519 from Byron Bay, New South Wales (fig. 4), 45 mm. or 1.8 inches in total, or nearly 37 mm. in standard length. This has more fin-rays, as if they were split off from the dorsal, anal, and ventral spines: D. ix, 24; A. iii, 24; P. 14; V. i, 4; C. 15. The spines on the head are reduced, the form is more oval, the second dorsal and anal spines are comparatively less elongate and the caudal spine is developed.

General colour pale yellowish. The interorbital black bar extends to over front half of second dorsal spine, with some black on following spines. The ends of the lips are blackish and the dark patch before the root of the tail is more diffuse than in the holotype. Soft dorsal and anal fins infuscated. The flanks are silver and the eyes bluish.

The accompanying figures show the holotype twice natural size and the largest paratype $1\frac{1}{2}$ times natural size.

Since the above was written, the Australian Museum has received specimens of this new species from—

- (1) The screens at Bunnerong Powerhouse, Botany Bay, New South Wales; January, 1953 (Mr. W. Courtney).
- (2) Hellhole Beach, National Park, New South Wales; February, 1953 (Mr. W. G. Collins).
- (3) Budgeevoi Beach, 13 miles north of Wyong, New South Wales; 12 April, 1953 (Mr. John Hutton). Length 41 mm. Body transparent except for a dusky subvertical bar between soft dorsal and anal fins and several grey spots on other parts of the body.