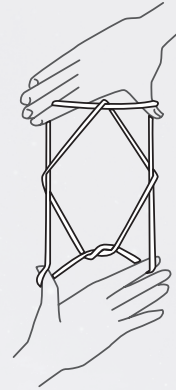


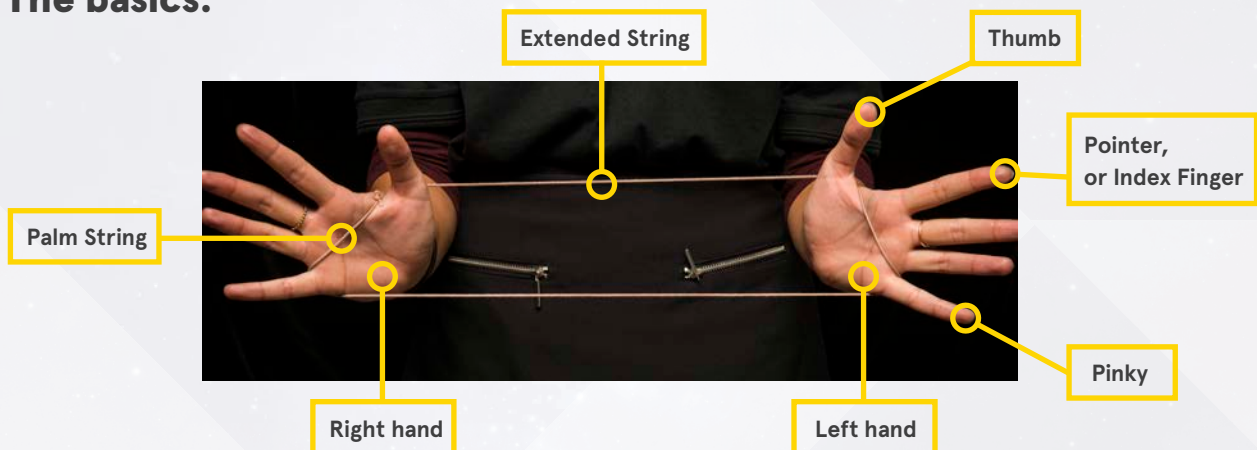
kamai (string games)

rlangga (billabong) Ngalakkan language
from Warndarrang Country, Northern Territory


Many Aboriginal groups traditionally made patterns or designs on the hands with a loop of string. 'kamai' was among the names applied to string figures in north Queensland, 'meeroo-meeroo' in one area of Western Australia and 'wame' is the word used for string figures in the Torres Strait.




The basics:




Lets play!




Step 1:
Hook thumbs into string loop -
extend



Step 2:
Hook pinky fingers into string
loop




Step 3:
Extend




Step 4:
Slide your right pointer finger
under left palm string



Step 5:
Extend




Step 6:
Hook right thumb under near
pointer finger string



Step 7:
Result of step 6



Step 8:
Hook left thumb under near left pinky string



Step 9:
Result of step 8



Step 10:
Bend your left pointer finger and slide it under your left inner thumb string



Step 11:
Result of step 10



Step 12:
Use your mouth to grab the thumb string closest to you



Step 13:
Then lift string over your thumbs



Step 14:
Strings are now over your thumbs



Step 15:
Release the pinkies



Step 16:
Extend string



Step 17:
Turn both hands so that the back of your right hand faces the ceiling and back of the left hand faces the floor



Step 18:
Twist your hand so your right fingers are facing to the left and your left fingers are facing the to the right.

Congratulations! You have a billabong or waterhole!