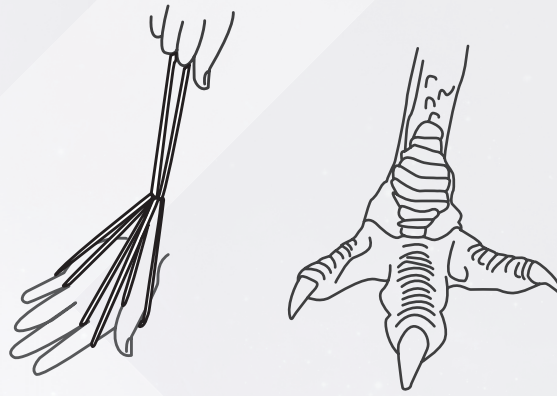


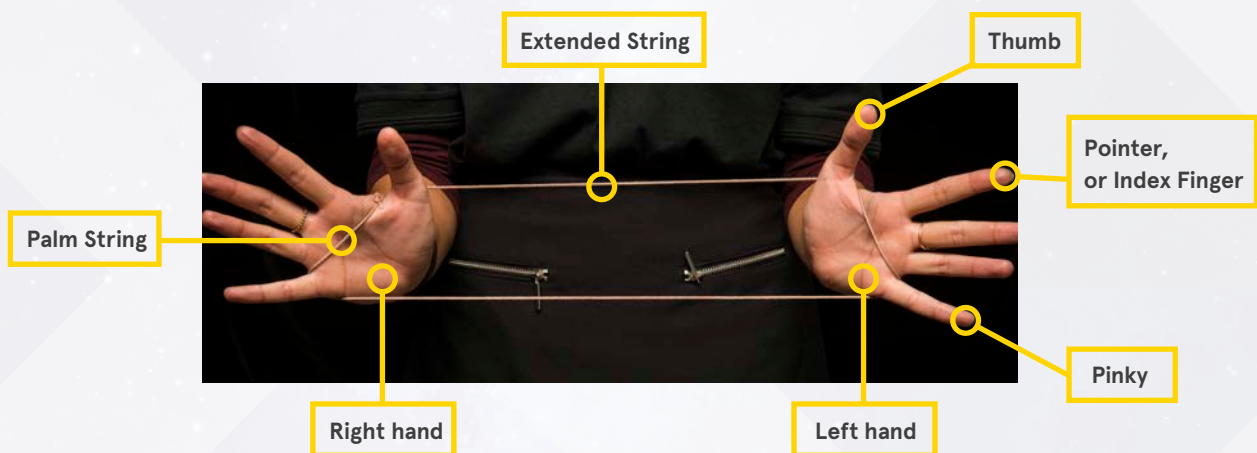
# kamai (string games)

**weitj djen** (emu foot)  
Noongar language  
from Balardung Country,  
Western Australia



Many Aboriginal groups traditionally made patterns or designs on the hands with a loop of string. 'kamai' was among the names applied to string figures in north Queensland, 'meeroo-meeroo' in one area of Western Australia and 'wame' is the word used for string figures in the Torres Strait.

## The basics:




## Lets play!




**Step 1:**  
Hook thumbs into string loop -  
extend



**Step 2:**  
Hook pinky fingers into string  
loop - extend



**Step 2b:**  
You should now have the basic  
starting position




**Step 3:**

Slide your right pointer finger under left palm string



**Step 4:**

Extend



**Step 5a:**

Duck your right pointer under both middle strings, creating a loop around the pointer finger



**Step 5b:**

Extend



**Step 6:**

Insert your left pointer finger through the loop around your right pointer finger, and then under the right palm string



**Step 7:**

Extend




**Step 8:**

Release or drop right thumb string



**Step 9:**

Release right pinky finger string



**Step 10:**

Extend



**Step 11:**

Rotate hands 90 degrees so your three emu toes point towards the ground



**Congratulations!**  
**You made an**  
**emu foot!**